

INSTRUCTIONS

1. Original for subsequent record used to evaluate the corner position.
2. Description of evidence found, not discrepancies in the record, state method of establishing lost or obliterated corners.
3. Description of monument and accessories set to perpetuate the corner position.
4. Sketch of corner, show all pertinent data which can best be shown in a sketch example, corner marking, topography ties, position of accessories, etc.
5. Certification must be signed and sealed by Land Surveyor registered in the State of Montana.
6. Fill in Cross Index & Section Diagram at bottom of sheet.

CERTIFIED CORNER RECORDATION

Corner N1/16 Sec. 36 T. 36N R. 28W P.M.M. Lincoln County

RECORD:

No Previous record on file.

FOUND:

No evidence found.

PERPETUATION:

Set a standard 3 1/4" USFS aluminum cap on a 3/4" x 30" aluminum rod 12" in the ground, with a rock cairn, marked:

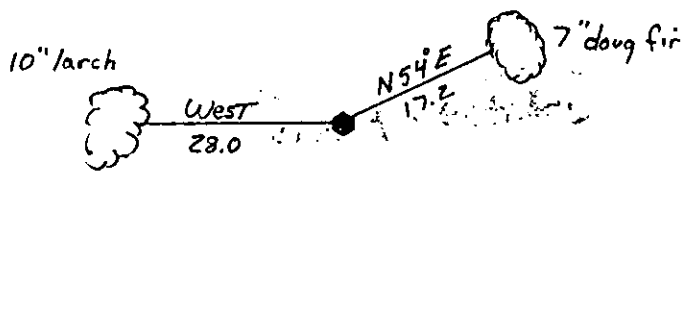
from which:

A 7" douglas fir bear N54°E, 17.2 ft., marked N1/16 S31 BT.

A 10" larch bears West 28.0 ft., marked N1/16 S36 BT

Painted the blazes red with a 6" band around the trees and "BT" painted on the back. Attached bearing tree tags and Land Monument signs on the bearing trees. Placed a 6' metal post with Survey Marker decal 2.5 feet North of the corner.

(SEE DIAGRAM ON REVERSE)



SKETCH OF CORNER

CERTIFICATION

I, Stephen Jeske

certify the information shown herein is true and correct.

Signature of Ground Party Chief


I, James R. Staples

certify that this corner Record correctly represents work performed by me or under my direction in compliance with the "Corner Recordation Act" (70-22-101, et seq., M.C.A.)

Signature of Surveyor & Seal

Date: 10/3/94 Reg. No. 9958

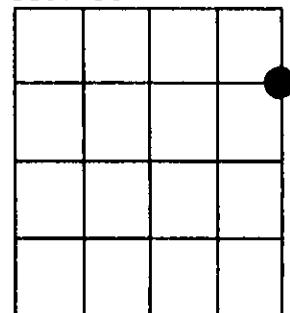
Employer: J.R.S. Surveying, Inc.



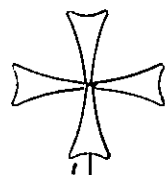
Office of Clerk and Recorder, County of Lincoln This "corner record" was filed for record on OCT 13, 1994 was noted on the cross-index plat and is assigned page No. 6950 in book No. _____

County Official Carol M. Cunningham, P.E.

Sec. 36



Cross Index No. W-25 T. 36N R. 28W PMM



NE Cor S36
FND. - Brass cap/i.p.

1316.98 (m)

NORTH (GLO)
40 chs.

2633 $\frac{96}{33}$ (m)

Set N'16 by accepted single
proportion method.

1316.98 (m)



E'14 S36
FND. - Brass cap/i.p.