

- INSTRUCTIONS
1. Original and/or subsequent record used to evaluate the corner position.
  2. Description of evidence found, note discrepancies in the record, state method of setting lost or obliterated corners.
  3. Description of monument and accessories set to perpetuate the corner position.
  4. Sketch of corner, show all pertinent data which can best be shown in a sketch example, corner marking, topography line, position of accessories, etc.
  5. Certification must be signed and sealed by Registered Land Surveyor in State of Montana.
  6. Fill in Cross Index & Section Diagram at bottom of sheet.

## CERTIFIED CORNER RECORDATION

Corner SW 1/16 Sec. 13 T. 33N R. 26W P.M.M. LINCOLN County

No record or evidence of corner being previously set.

I position corner from found Section and Quarter corners and as shown on the Certificate of Survey as filed and as of record in the Lincoln Co. Courthouse.

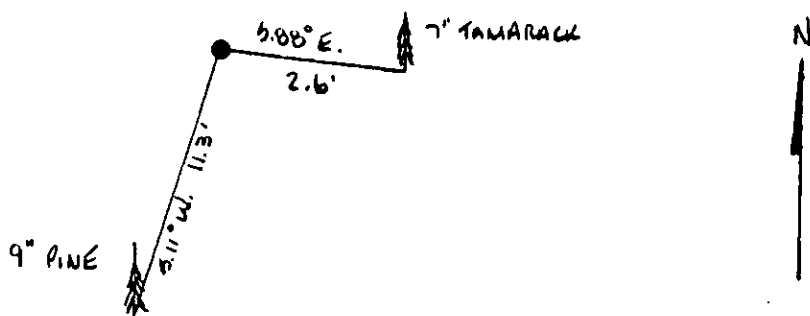
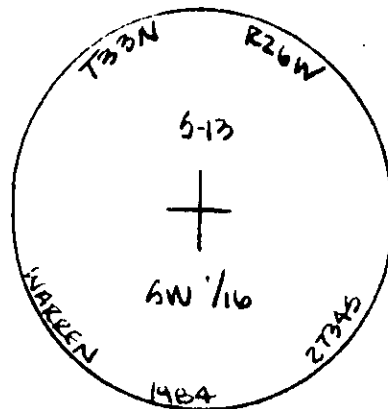
I set a 3" alum. cap for corner position, from which:

A 7" tamarack bears S.88°E., 2.6' scribed SW 1/16 S13 BT  
A 9" pine bears S.11°W., 11.3' scribed SW 1/16 S13 BT

Painted red bands around BT's and painted blazes red.

Posted BT, Attention, and location signs.

Placed a 6" metal post w/survey monument sticker along side cap.



SKETCH OF CORNER

CERTIFICATION

I, GLENN KNODLE  
certify the information shown herein is true and correct.

Glenn Knodle  
Signature Ground Party Chief

I, H. GENE WARREN  
certify that this Corner Record correctly represents work performed by me or under my direction in compliance with the "Corner Recordation Act" (70-22-101, et seq., M.D.A.)

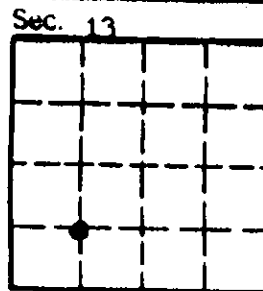
H. Gene Warren  
Signature of Surveyor & Seal

Date: 10/94 Reg. No. 27345  
Employer: ROCKY MOUNTAIN SURVEYORS

Office of Clerk and Recorder, County of LINCOLN. This "corner record" was filed for record on the NOV 30 day of 1984 was noted on the cross-index plat and is assigned page No. 2811, in book No. \_\_\_\_\_

Janet BF Siegel by Betty Conner  
County Official deputy

Cross Index No. M22 T. 33N R. 26W P.M.M.



• corner this sheet