

INSTRUCTIONS

1. Original and/or subsequent record used to evaluate the corner position.
2. Description of evidence found, note discrepancies in the record, state method of establishing lost or obliterated corners.
3. Description of monument and accessories set to perpetuate the corner position.
4. Sketch of corner, show all pertinent data which can best be shown in a sketch example, corner marking, topography ties, position of accessories, etc.
5. Certification must be signed and sealed by Land Surveyor registered in the State of Montana.
6. Fill in Cross Index & Section Diagram at bottom of sheet.

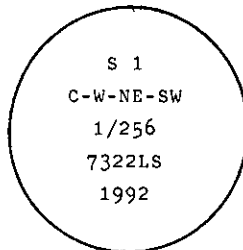
CERTIFIED CORNER RECORDATION

Corner C-W-NE-SW 1/256 S1 T. 30 N. R. 34 W. P.M.M. Lincoln County

I. No record found at Lincoln County Courthouse.

II. No evidence on the ground.

III. At the determined corner position by survey, set a 3/4 ins. dia. aluminum rod, 30 ins. long, 27 ins. in the ground with attached 3 1/4 ins. dia. U.S.D.A. Forest Service aluminum cap marked as shown:

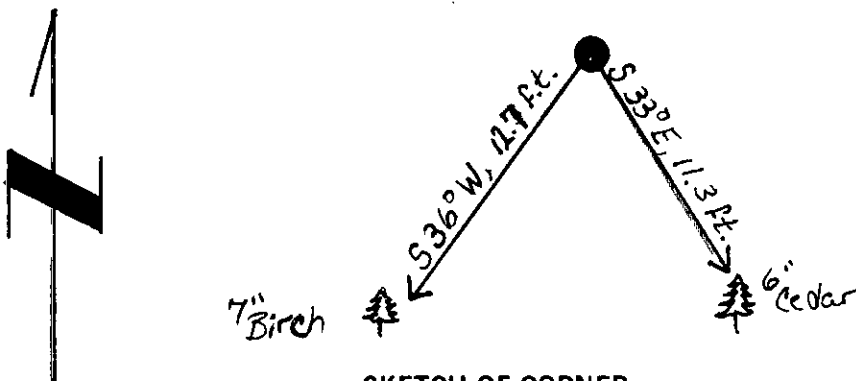


from which

A cedar, 6 ins. dia., bears S33° E, 11.3 ft. dist., mkd. C-W-NE-SW 1/256 S 1 BT.
A birch, 7 ins. dia., bears S36° W, 12.7 ft. dist., mkd. X BT.

Painted a red band around each bearing tree and attached "Land Survey Monument" and "Bearing Tree" signs.

Magnetic Declination: East, 20°



SKETCH OF CORNER

CERTIFICATION

I, Thomas M. Hommel
certify the information shown herein is true and correct.


Thomas M. Hommel
Signature Ground Party Chief

I, Alvah F. Hughes
certify that this Corner Record correctly represents work performed by me or under my direction in compliance with the "Corner Recordation Act" (70-22-101 et seq. M.C.A.)

Alvah F. Hughes
Signature of Surveyor & Seal

Date: 5/28/92 Reg. No. 7322 LSC

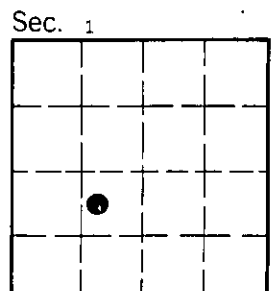
Employer: U.S. FOREST SERVICE



Office of Clerk and Recorder, County of Lincoln. This "corner record" was filed for record on April 8, 1994 was noted on the cross-index plat and is assigned page No. 6236, in book No. Coral M. Cummings By RB

County Official

C. 5-22.25 30 N 34 W
Cross Index No. T. R. PMM



• - corner this sheet