

INSTRUCTIONS

1. Original and/or subsequent record used to evaluate the corner position.
2. Description of evidence found, note discrepancies in the record, state method of establishing lost or obliterated corners.
3. Description of monument and accessories set to perpetuate the corner position.
4. Sketch of corner, show all pertinent data which can best be shown in a sketch example, corner marking, topography ties, position of accessories, etc.
5. Certification must be signed and sealed by Registered Land Surveyor in State of Montana.
6. Fill in Cross Index & Section Diagram at bottom of sheet.

CERTIFIED CORNER RECORDATION

Corner SE Corner Section 34 T. 26N R. 30W P.M.M. Lincoln County

1. 80 chains: Set an iron post, 3 feet long 3 inches in diameter, 24 inches in the ground for corner Sections 34 and 35 with brass cap marked

T26N R30W

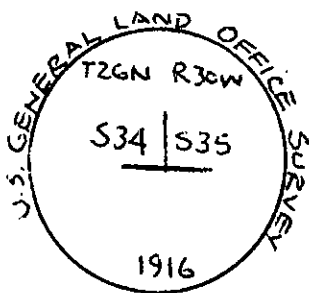
S34 S35

1916

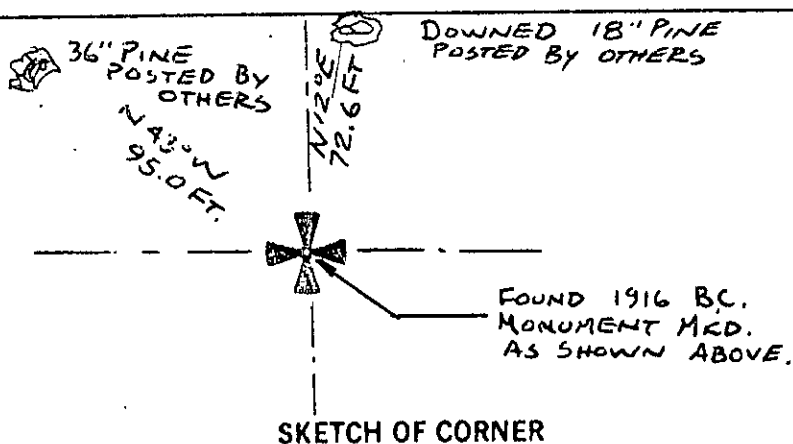
from which a Pine, 18 inches in diameter, bears N $12\frac{1}{2}^{\circ}$ E 110 links distance marked T 26N., R.30W S35 B.T. a Pine, 24 inches in diameter, bears N $43\frac{3}{4}^{\circ}$ W 144 links distance marked T26N., R.30W S 34 B.T..

2. Found: 1916 brass cap monument marked as shown below, from which a downed 18 inch Pine bears N 12° E 72.6 feet posted by others. A 36" Pine bears N 43° W 95feet posted by others.

3. Painted monuments and accessories with bright red paint.



Found 3" brass cap monument marked as shown.



CERTIFICATION

I, Jack H. Ninneman
certify the information shown herein, is true and correct.

Jack H. Ninneman
Signature Ground Party Chief

I, Jack H. Ninneman
certify that this Corner Record correctly represents work performed by me or under my direction in compliance with the "Corner Recordation Act" (70-22-101, et seq., M.D.A.)

Jack H. Ninneman
Signature of Surveyor & Seal


Date: 9/11/81 Reg. No. 4661S

Employer: Ninneman Engineering Inc.

Office of Clerk and Recorder, County of Lincoln. This "corner record" was filed for record on the December 7th day of 1981, was noted on the cross-index plat and is assigned page No. 1425, in book No.

Cross Index No. Z-17 T. 26N R. 30W P.M.M.

Sec. 34



• corner this sheet